


Financial Aid Road Map

Guide to Financing and Paying for College

To Start, Link to:

www.OfftoCollege.com

click top nav bar: ["PAY FOR COLLEGE"](#)



Start



1. Review Financial AID Notes


Review the required steps to qualify and apply for student financial aid

[click topic: "UNDERSTAND AID PROCESS"](#)

2. Scholarships

Find all of the scholarship money you can get

[click topic: "SCHOLARSHIPS"](#)



Financial Aid Tools:



[click top nav bar: "FREE TOOLS"](#)



7. Use Private Student Loans to Close the Gap

Sometimes your aid options is not enough to cover the full cost of college. Use private student loans to close the gap

[click topic: "PRIVATE STUDENT LOANS"](#)



3. View Financial Aid Charts

Print these summary aid charts for quick reference

[click topic: "AID CHARTS"](#)



4. Apply for Stafford Student Loans

Apply for the maximum loan amount from the Federal Government — your best financing option

[click topic: "FEDERAL STUDENT LOANS"](#)



5. View Other Aid Options

Review all available aid options

[click topic: "OTHER COLLEGE AID OPTIONS"](#)



6. PLUS Loans for Grads and Parents

For grads and parents: finance college through the Federal PLUS loan program: [click topic: "FEDERAL STUDENT LOANS"](#)



8. Manage Your Money During School

Download these FREE tools to help record and track your financial aid while attending school. You can use it year-to-year.

Plus learn about pre-paid credit cards for managing spending funds. [click topic: "FREE FINANCIAL TOOLS"](#)