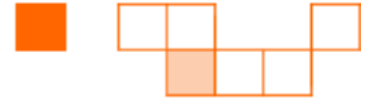


Getting-Your-Home-Ready



Use this note pad to list and track the tasks you need to get your home ready to sell.
You can track each room and area of your home, garage and outside yard.

Getting Your Inside Home Ready



What to Do for the Kitchen

Link to www.SayHomeSell.com/ready
for resource information and support links for getting your home ready to sell

- | | notes |
|---|-------|
| <input type="checkbox"/> clean the counter tops | _____ |
| <input type="checkbox"/> straighten the cupboards | _____ |
| <input type="checkbox"/> clean the stove and refrigerator | _____ |
| <input type="checkbox"/> clean walls, flooring and lighting | _____ |
| <input type="checkbox"/> make any repairs | _____ |
| <input type="checkbox"/> _____ | _____ |
| <input type="checkbox"/> _____ | _____ |
| <input type="checkbox"/> _____ | _____ |
| <input type="checkbox"/> _____ | _____ |

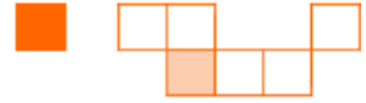


What to Do for the Bathrooms

Link to www.SayHomeSell.com/ready
for resource information and support links for getting your home ready to sell

- | | notes |
|--|-------|
| <input type="checkbox"/> bleach the tub and basins | _____ |
| <input type="checkbox"/> bleach the shower stall | _____ |
| <input type="checkbox"/> bleach the toilet | _____ |
| <input type="checkbox"/> clean the mirror | _____ |
| <input type="checkbox"/> scrub the floor | _____ |
| <input type="checkbox"/> hang fresh linens | _____ |
| <input type="checkbox"/> _____ | _____ |
| <input type="checkbox"/> _____ | _____ |
| <input type="checkbox"/> _____ | _____ |

Getting-Your-Home-Ready



Use this note pad to list and track the tasks you need to get your home ready to sell.
You can track each room and area of your home, garage and outside yard.

Getting Your Inside Home Ready



What to Do for the Bedrooms

Link to www.SayHomeSell.com/ready
for resource information and support links for getting your home ready to sell

- | | notes |
|---|-------|
| <input type="checkbox"/> clean from behind the bed | _____ |
| <input type="checkbox"/> clean from under the bed | _____ |
| <input type="checkbox"/> make the bed | _____ |
| <input type="checkbox"/> straighten out the closets | _____ |
| <input type="checkbox"/> make space in the closets | _____ |
| <input type="checkbox"/> _____ | _____ |
| <input type="checkbox"/> _____ | _____ |
| <input type="checkbox"/> _____ | _____ |
| <input type="checkbox"/> _____ | _____ |

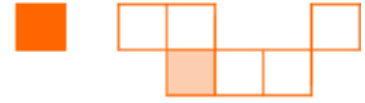


What to Do for the Dining and Living Areas

Link to www.SayHomeSell.com/ready
for resource information and support links for getting your home ready to sell

- | | notes |
|---|-------|
| <input type="checkbox"/> remove all clutter | _____ |
| <input type="checkbox"/> polish chandelier and lighting | _____ |
| <input type="checkbox"/> polish dining crystal | _____ |
| <input type="checkbox"/> clean the TV - electronics | _____ |
| <input type="checkbox"/> dust - polish lamps and tables | _____ |
| <input type="checkbox"/> open up space | _____ |
| <input type="checkbox"/> _____ | _____ |
| <input type="checkbox"/> _____ | _____ |
| <input type="checkbox"/> _____ | _____ |

Getting-Your-Home-Ready



Use this note pad to list and track the tasks you need to get your home ready to sell. You can track each room and area of your home, garage and outside yard.

Getting Your Inside Home Ready



What to Do for All Rooms in the House

Link to www.SayHomeSell.com/ready for resource information and support links for getting your home ready to sell

- | | | |
|---|-------|--------------|
| <input type="checkbox"/> wash down walls and ceilings | _____ | notes |
| <input type="checkbox"/> remove any offensive materials | _____ | |
| <input type="checkbox"/> repair any cracks in plaster | _____ | |
| <input type="checkbox"/> clean and scrub floors | _____ | |
| <input type="checkbox"/> remove any floor stains | _____ | |
| <input type="checkbox"/> dust all lighting fixtures | _____ | |
| <input type="checkbox"/> replace any burned out bulbs | _____ | |
| <input type="checkbox"/> clean doors and windows | _____ | |
| <input type="checkbox"/> polish door knobs | _____ | |
| <input type="checkbox"/> dust and clean all window blinds | _____ | |
| <input type="checkbox"/> _____ | _____ | |
| <input type="checkbox"/> _____ | _____ | |

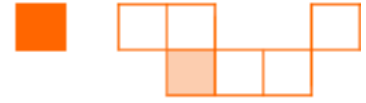


What to Do for the Home Entry Way

Link to www.SayHomeSell.com/ready for resource information and support links for getting your home ready to sell

- | | | |
|---|-------|--------------|
| <input type="checkbox"/> clean the entry door | _____ | notes |
| <input type="checkbox"/> clean and polish all windows | _____ | |
| <input type="checkbox"/> clean the foyer and entry | _____ | |
| <input type="checkbox"/> polish and clean stairway | _____ | |
| <input type="checkbox"/> _____ | _____ | |
| <input type="checkbox"/> _____ | _____ | |

Getting-Your-Home-Ready



Use this note pad to list and track the tasks you need to get your home ready to sell.
You can track each room and area of your home, garage and outside yard.

Getting Your Home Ready to Sell



What to Do for the Basement and Garage

Link to www.SayHomeSell.com/ready
for resource information and support links for getting your home ready to sell

- clean out the basement _____ **notes**
- clean out the garage _____
- remove all clutter _____
- remove any musty - damp odors _____
- all laundry folded and put away _____
- remove bikes - mowers
want to give a full garage view _____
- _____
- _____



What to Do for the Outside Garden

Link to www.SayHomeSell.com/ready
for resource information and support links for getting your home ready to sell

- paint exterior hm where needed _____ **notes**
- clean the deck and patio _____
- polish exterior lamp posts _____
- wash exterior home as needed _____
- mow lawn - trim grass _____
- remove any dead limbs _____
- add some flowers or other decor _____
- _____
- _____
- _____