



Home Building Summary Booklet

Contents:

Summary Home Building Information	2
7-Step Home Building Plan	3
Construction Specifications	4
Other Links of Interest	5

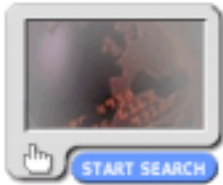
presented by:
<http://www.SayBuild.com>



SUMMARY HOME BUILDING INFORMATION

Get Ideas (link to: www.SayBuild.com)

Your first step in your home construction is developing ideas on what type of home you would like to build. Four topics will be addressed:



[SayBuild.com](http://www.SayBuild.com)

1: First, Understand the Process

understand how the construction process works with this quick summary checklist

2: Review Design Considerations

do a quick review of architectural designs, room types, size, and adjacencies

3: Find a Building Lot

use our national home building and classified ad directory to find your building lot

4: Search House Plans

find a house plan to use or tweak to meet your overall design objectives

Start the Project (link to: www.SayBuild.com)

After you have flushed out ideas and have in mind on what you want like to build, it's time to design your specification plan and bid your project out to a builder. Four key steps:

⚙ if completed

1: Design the Construction Specification Plan

list the size and type of rooms, the general layout of each floor, the plumbing needs, flooring requirements, type of doors and windows, electrical plan, type of HVAC, etc.

2: View Money Saving Tip\$\$\$

save \$thousands in home construction costs by understanding building requirements

3: Find a Home Builder

search our national network or home builders by state to find and select your builder

4: Arrange Financing

understand construction financing and what's needed to qualify

Manage the Project (link to: www.SayBuild.com)

Your final step is managing the process and closing on your home construction:

1: Working with the Builder

view summary tips on how best to work with the builder and to negotiate the contract

2: Project Management

you need to understand building management - change management - cost management - problem resolution management - financial management - other

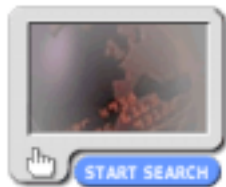
3: Home Inspections

make sure you inspect each phase of the home construction for spec and quality

4: Closing and Moving In

get ready for closing and settlement and use our complete moving-in guide

HOME BUILDING STEPS



[SayBuild.com](http://www.SayBuild.com)

⚙ if completed

STEP 1: Analyze the Numbers

Understand what is needed: Can you afford building your home? Can you qualify for construction financing? These questions are reviewed in this step.

Topics: analyzing the numbers — budgeting for home construction

www.SayBuild.com/step1.html

STEP 2: What Kind of House

Where to start: use this step to design the home you want to build.

Topics: develop ideas — view building sites — search house plans — lot location issues

www.SayBuild.com/step2.html

STEP 3: Develop Your Building Plan

Define your home specifications: list the size and type of rooms, the general floor layout, the plumbing needs, flooring requirements, landscaping plan, etc.

Topics: design construction specs — find a builder — negotiate the contract

www.SayBuild.com/step3.html

STEP 4: Arrange for Home Construction Financing

Paying for construction has two parts: 1) home building line: used to pay supplies and contractor costs; 2) residential mortgage: used to payoff the construction line.

Topics: about financing — qualifying for financing — submit your application.

www.SayBuild.com/step4.html

STEP 5: Manage the Project

Types of management: 1) home owner/builder management; 2) change management; 3) problem resolution management; and 4) cost management.

Topics: project management — working with the building — home inspections

www.SayBuild.com/step5.html

STEP 6: Home Closing and Settlement

What's needed to close: summary guide on closing, closing cost estimates, going to settlement, taking possession, and buyer rights.

www.SayBuild.com/step6.html

STEP 7: Moving In

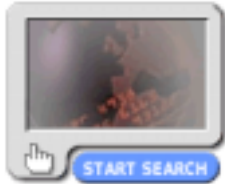
Time to move into your home: guide for moving, moving checklist, moving budget. Another guide for home owners looking to sell their existing home.

www.SayBuild.com/step7.html

SUMMARY HOME BUILDING INFORMATION

SPEC PLANNING A: Home Style and Plan

First, download our construction specification sheet as a guide. Use it to define your home style, identify the number of rooms, arrange your rooms by adjacencies, and define the room size dimensions.



[SayBuild.com](http://www.SayBuild.com)

SPEC PLANNING B: Lot Excavation

View the physical features of the lot. Note any rocks, trees, water-fronts, or other desirable or undesirable views. Note any extra requirements. Check the drainage.

SPEC PLANNING C: Home Foundation

The foundation is the most critical part of your home construction. Types of foundations: slab foundation; crawl space foundation, and basement foundation.

SPEC PLANNING D: House Framing

Framing is where your house begins to take shape. You want to inspect the work often to make sure the framing is going as planned. View wood vs. steel framing.

⚙ if completed

SPEC PLANNING E: Roofing

Identify type of roof and rain removal systems. Roofing materials come in asphalt and fiberglass shingles, cedar shakes, tile, slate and more expensive materials.

SPEC PLANNING F: Doors and Windows

Identify the type of doors and windows by room. Windows and exterior doors should be installed as soon as the frame is completed to prevent damage.

SPEC PLANNING G: Plumbing

Identify any special plumbing needs by room: utility sink in garage; wet bar in recreation room; plumbing for unfinished basement, etc. There are many new plumbing materials that can reduce your cost. See site for information.

More Spec Planning:

Link to: <http://www.SayBuild.com/building-spec/>

OTHER QUICK LINKS

HOME CENTER LINKS		NOTES
<input type="checkbox"/>	Home Buying Guide http://www.SayHomeBuy.com	
<input type="checkbox"/>	Home Building Guide http://www.SayBuild.com	
<input type="checkbox"/>	Home Selling Guide http://www.SayHomeSell.com	
<input type="checkbox"/>	Moving Into Your Home http://www.SayRelocate.com	
<input type="checkbox"/>	Remodeling Your Home http://www.LetsRenovate.com	
<input type="checkbox"/>	Making Some Home Improvements http://www.SayImprove.com	

DEBT / CREDIT MANAGEMENT GUIDE		NOTES
<input type="checkbox"/>	Building and Sustaining Your Credit http://www.SayGoodCredit.com	
<input type="checkbox"/>	Budget Management http://www.SayPlanning.com/budget/	
<input type="checkbox"/>	Lowering Your Bills http://www.SayLowerBills.com	

OTHER LINKS OF INTEREST		NOTES
<input type="checkbox"/>	Financing Home Construction http://www.PickMyMortgage.com	
<input type="checkbox"/>	College Planning Center http://www.OfftoCollege.com	
<input type="checkbox"/>	Student Financial Aid Tips http://www.SayStudent.com	
<input type="checkbox"/>	Smart Consumer Financial Guides http://www.SayLending.com	
<input type="checkbox"/>	View What's New in Rebate Credit Cards http://www.SayCards.com	